

Guru Tegh Bahadur  
3rd Centenary Public School

SUMMER  
Vacation

Holiday.

Homework

CLASS III

# SUMMER VACATION

Dear Parents,

- ❖ Long awaited Summer Holidays have commenced. It is a time to relax, rejuvenate, refresh and regain health. It is also a time to reduce stress & increase productivity.
- ❖ Spend quality time with your kids and inculcate values.
- ❖ Help and guide your ward in doing Holiday Homework.
- ❖ Ask him/her to help you in doing household work.
- ❖ Ask your ward to spend time with Grandparents and click pictures.
- ❖ Motivate your ward to look after and water the plants.
- ❖ Keep your children away from T.V., Mobile, Computer and Electric gadgets.
- ❖ Encourage your ward to converse in English.
- ❖ Do some kind of physical exercises with your kids. As a parent, it is important to spend quality time with them.
- ❖ Read the Newspaper every day and encourage your ward to do so.
- ❖ Pray together with family, every day, and give thanks to God for all HIS BLESSINGS.

**BE HEALTHY, BE HAPPY**

Regards

GTB-011-46575555

**Guru Tegh Bahadur 3<sup>rd</sup> Centenary Public School**

**C-Block, Mansarover Garden**

**Holiday Homework 2026-27**

**Class III**

**English**

1) Read a story every day. Pick out five new words and search their meaning in the dictionary and try to learn their meaning to enrich your vocabulary. (This is not a written homework.)

2) Do practice of all the topics covered so far.

3) Project work: Make a beautiful word train model using empty match boxes or other creative ideas.

For example: ant> tree>egg> grapes> sand

You may refer to the link given below:

<https://youtube.com/shorts/osnXDYZRbFE?si=Vb9fTJAmK6S4Xy2S>

4) Design a beautiful and creative bookmark and write adjectives of your choice (beginning with your name's letters) on it. For example:

E- elegant

K- knowledgeable

T- truthful

A- active

A reference link is given below for help:

<https://youtube.com/shorts/3cmE1cy46tY?si=P3URrDByEJJ8VULp>

5) Learn an English poem on the theme of Sikkim for Poem Recitation Activity to be held in the first week of July.

6) Do the worksheets shared with you.

**Hindi**

1. सिक्किम के प्रसिद्ध व्यंजनों पर आधारित रेस्टोरेंट मेन्यू कार्ड बनाइए। (Picture for Reference)




2. 'शिक्षादीप कहानियाँ' पुस्तक का पाठ 1, 2 और 3 का वाचन कर पठन कौशल का विकास करें। (प्रत्येक 3 बार)
3. 'नवदीप सुलेखमाला' पृष्ठ संख्या 9-23, 26-35 तक सुंदरपूर्ण लेख में पूर्ण करें।
4. भारतीय राष्ट्रीय चिह्नों और प्रतीकों पर आधारित गतिविधि रचनात्मक ढंग से बनाए। (Pictures for Reference)



5. नोटबुक में कराए गए कार्य (II Periodic Test में आने वाले) को याद और उसका अभ्यास करें।

### Punjabi

1. ਪੰਜਾਬੀ ਵਰਣ-ਮਾਲਾ ਦੇ ਅੱਖਰ ਓ ਤੋਂ ਲ ਤੱਕ ਆਪਣੀ ਪੰਜਾਬੀ ਪਾਠ-ਪੁਸਤਕ ਵਿੱਚ 5 ਵਾਰ ਲਿਖੋ।
2. 'ਪੰਜਾਬੀ ਵਰਣਮਾਲਾ ਰੁੱਖ' ਪੰਜਾਬੀ ਵਰਣਮਾਲਾ ਦੇ ਅੱਖਰਾਂ ਨਾਲ ਇੱਕ ਮੋਹਣਾ ਜਿਹਾ ਰੁੱਖ ਤਿਆਰ ਕਰੋ।



3. ਆਪਣੀ ਪੰਜਾਬੀ ਪੁਸਤਕ ਵਿੱਚੋਂ ਕੋਈ ਇੱਕ ਕਵਿਤਾ ਯਾਦ ਕਰੋ।

### Mathematics

- Revise Chapter 1 and 2
- Learn Tables 2 to 15

#### **ACTIVITY TASK:**

- Create two pots for ODD and EVEN numbers on a coloured sheet.
- Go around in your house taking number suggestions from your family members and friends . (1-200)
- Write those numbers on different coloured flowers and stick them on a thin hard surface for stability .
- Segregate those numbers into ODD and EVEN and stick the flowers inside the correct pot .

- Video link for reference :

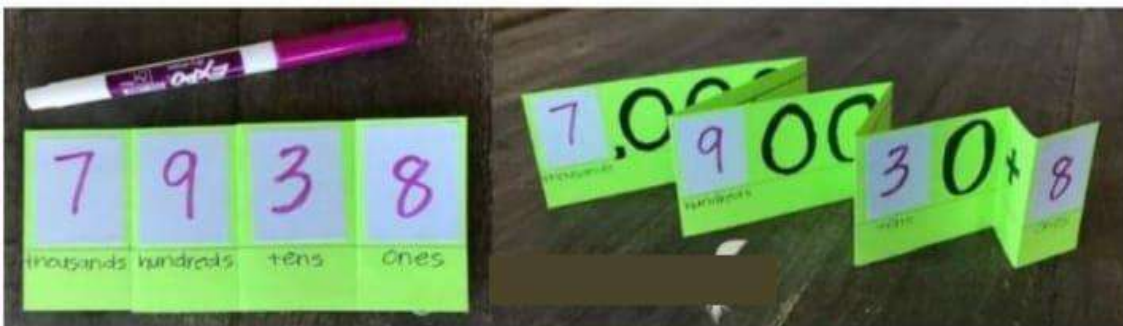
➤ <https://www.youtube.com/watch?v=5aMiAFKL9ts>



**Magic Square** Draw a 3 x 3 magic square such that sum of each row, each column and each diagonal is 15.


**Place Value Foldable**

Take any four 5-digit numbers and make a place value foldable. Refer to the picture below.



- 1) **Project:** Collect pictures of some tourist places of Sikkim then count and arrange them in serial order. Write their number names also.




**EVS**

- 1) Make a collage of Dances of Sikkim on A4 size sheet.
- 2) Read Chapter 1 My Family and Friends
- 3) Chapter 2 Having Fun
- 4) Chapter 4 Plants... Our Friends
- 5) Read newspaper daily

## Computer

- Paste the pictures of “Computer Hardware” in computer notebook.

## Art

Student roll numbers	Activity Name	Description and material
1-10	Photo frame decoration	Task:paste your photo on cardboard .make a frame using colourd paper .Decorate with waste material 
11-20	Photo frame using icecream	Task:make a beautiful photo frame use use ice cream sticks. 
21-30	Mini house model	Task:make a house shape using cardboard .add roof ,window,door Colour and decorate. 

**HAPPY HOLIDAYS**